




District Health Assessment for Multiple District 330 through December 2024

		Clubs							Membership							Member Strength		Cancellation		Reports			Finance	Leadership			
District Name	Status/ Number of Months in Status *	Active Clubs	Clubs in Status Quo	Total Clubs	% Status Quo Clubs in Financial Suspension	New Clubs	Cancelled Clubs	YTD Net Club Gain/Loss	Current Members In Active Clubs	Current Members In Status Quo Clubs	Current Total Members Count	YTD Add	YTD Drop	YTD NetGrowth (includes Active and Status Quo)	YTD NetGrowth% (includes Active and Status Quo)	Member Count 12 Months Ago	Average Member Count Per Club	% of Clubs with less than 20 members	Average Cancelled Club Age	Members Lost Due to Cancelled Clubs	% of Clubs Reporting Service	% No MMR in 3 Months	% No Officer Report in 12 months	% of Clubs with balance 90+ days	Number of Zone Chairs Recorded	Number of Region Chairs Recorded	District Officers Vacancies **
		181	0	181	0%	1	1	0	4638	0	4638	268	300	-32	-0.69%	5,098	26	46%	16	7	44%	54%	2%	8%	34	14	
		137	0	137	0%	1	0	1	3375	0	3375	207	111	96	2.93%	3,374	25	39%	0	0	47%	48%	1%	8%	31	11	
		66	0	66	0%	0	0	0	1498	0	1498	67	63	4	0.27%	1,615	23	48%	0	0	30%	59%	3%	5%	12	0	
		384	0	384	0%	2	1	1	9511	0	9511	542	474	68	0.72%	10,087	25	44%	16	7	43%	53%	2%	8%	77	25	




District Health Assessment for Multiple District 331 through December 2024

District Name	Status/ Number of Months in Status *	Clubs							Membership							Member Strength		Cancellation		Reports			Finance	Leadership			
		Active Clubs	Clubs in Status Quo	Total Clubs	% Status Quo Clubs in Financial Suspension	New Clubs	Cancelled Clubs	YTD Net Club Gain/Loss	Current Members In Active Clubs	Current Members In Status Quo Clubs	Current Total Members Count	YTD Add	YTD Drop	YTD NetGrowth (includes Active and Status Quo)	YTD NetGrowth% (includes Active and Status Quo)	Member Count 12 Months Ago	Average Member Count Per Club	% of Clubs with less than 20 members	Average Cancelled Club Age	Members Lost Due to Cancelled Clubs	% of Clubs Reporting Service	% No MMR in 3 Months	% No Officer Report in 12 months	% of Clubs with balance 90+ days	Number of Zone Chairs Recorded	Number of Region Chairs Recorded	District Officers Vacancies **
331 A		70	0	70	0%	0	0	0	2351	0	2351	124	114	10	0.43%	2,368	34	23%	0	0	61%	37%	3%	3%	12	0	
331 B		69	0	69	0%	0	0	0	1896	0	1896	63	64	-1	-0.05%	1,945	27	39%	0	0	42%	42%	1%	4%	11	0	
331 C		43	0	43	0%	0	0	0	1485	0	1485	69	60	9	0.61%	1,507	35	19%	0	0	65%	47%	0%	5%	9	0	
		182	0	182	0%	0	0	0	5732	0	5732	256	238	18	0.32%	5,820	31	28%	0	0	55%	41%	2%	4%	32	0	




District Health Assessment for Multiple District 332 through December 2024

		Clubs							Membership							Member Strength		Cancellation		Reports			Finance	Leadership			
District Name	Status/ Number of Months in Status *	Active Clubs	Clubs in Status Quo	Total Clubs	% Status Quo Clubs in Financial Suspension	New Clubs	Cancelled Clubs	YTD Net Club Gain/Loss	Current Members In Active Clubs	Current Members In Status Quo Clubs	Current Total Members Count	YTD Add	YTD Drop	YTD NetGrowth (includes Active and Status Quo)	YTD NetGrowth% (includes Active and Status Quo)	Member Count 12 Months Ago	Average Member Count Per Club	% of Clubs with less than 20 members	Average Cancelled Club Age	Members Lost Due to Cancelled Clubs	% of Clubs Reporting Service	% No MMR in 3 Months	% No Officer Report in 12 months	% of Clubs with balance 90+ days	Number of Zone Chairs Recorded	Number of Region Chairs Recorded	District Officers Vacancies **
332 A		62	0	62	0%	0	0	0	1974	0	1974	77	49	28	1.44%	1,951	32	29%	0	0	34%	53%	0%	6%	11	5	
332 B		50	0	50	0%	0	0	0	1811	0	1811	54	69	-15	-0.82%	1,833	36	22%	0	0	56%	48%	0%	0%	10	0	
332 C		55	0	55	0%	0	0	0	1487	0	1487	53	51	2	0.13%	1,540	27	38%	0	0	36%	45%	4%	5%	9	0	2nd VDG
332 D		65	0	65	0%	0	1	-1	2102	0	2102	126	65	61	2.99%	2,183	32	17%	49	4	65%	43%	0%	12%	12	0	
332 E		48	0	48	0%	0	0	0	1590	0	1590	58	40	18	1.15%	1,631	33	15%	0	0	42%	40%	0%	2%	10	0	2nd VDG
332 F	T(20)	42	0	42	0%	0	1	-1	1137	0	1137	32	48	-16	-1.39%	1,214	27	45%	31	14	29%	67%	38%	5%	10	0	
		322	0	322	0%	0	2	-2	10101	0	10101	400	322	78	0.78%	10,352	31	27%	40	18	44%	49%	6%	6%	62	5	



District Health Assessment for Multiple District 333 through December 2024

		Clubs							Membership							Member Strength		Cancellation		Reports			Finance	Leadership			
District Name	Status/ Number of Months in Status *	Active Clubs	Clubs in Status Quo	Total Clubs	% Status Quo Clubs in Financial Suspension	New Clubs	Cancelled Clubs	YTD Net Club Gain/Loss	Current Members In Active Clubs	Current Members In Status Quo Clubs	Current Total Members Count	YTD Add	YTD Drop	YTD NetGrowth (includes Active and Status Quo)	YTD NetGrowth% (includes Active and Status Quo)	Member Count 12 Months Ago	Average Member Count Per Club	% of Clubs with less than 20 members	Average Cancelled Club Age	Members Lost Due to Cancelled Clubs	% of Clubs Reporting Service	% No MMR in 3 Months	% No Officer Report in 12 months	% of Clubs with balance 90+ days	Number of Zone Chairs Recorded	Number of Region Chairs Recorded	District Officers Vacancies **
333 A	T(1)	69	0	69	0%	0	0	0	2676	0	2676	158	90	68	2.61%	2,674	39	22%	0	0	65%	36%	4%	3%	12	0	
333 B		47	0	47	0%	1	0	1	1242	0	1242	66	179	-113	-8.34%	1,376	26	47%	0	0	49%	43%	0%	17%	8	0	
333 C		102	0	102	0%	0	1	-1	2624	0	2624	102	140	-38	-1.43%	2,664	26	40%	15	5	69%	47%	0%	5%	20	0	
333 D		45	0	45	0%	0	1	-1	1655	0	1655	55	122	-67	-3.89%	1,779	37	24%	16	39	73%	49%	2%	2%	8	0	
333 E		79	0	79	0%	0	0	0	3621	0	3621	173	215	-42	-1.15%	3,893	46	16%	0	0	78%	47%	0%	4%	14	0	
		342	0	342	0%	1	2	-1	11818	0	11818	554	746	-192	-1.60%	12,386	35	30%	15	44	68%	44%	1%	6%	62	0	



District Health Assessment for Multiple District 334 through December 2024

District Name	Status/ Number of Months in Status *	Clubs						Membership								Member Strength		Cancellation		Reports			Finance	Leadership			
		Active Clubs	Clubs in Status Quo	Total Clubs	% Status Quo Clubs in Financial Suspension	New Clubs	Cancelled Clubs	YTD Net Club Gain/Loss	Current Members In Active Clubs	Current Members In Status Quo Clubs	Current Total Members Count	YTD Add	YTD Drop	YTD NetGrowth (includes Active and Status Quo)	YTD NetGrowth% (includes Active and Status Quo)	Member Count 12 Months Ago	Average Member Count Per Club	% of Clubs with less than 20 members	Average Cancelled Club Age	Members Lost Due to Cancelled Clubs	% of Clubs Reporting Service	% No MMR in 3 Months	% No Officer Report in 12 months	% of Clubs with balance 90+ days	Number of Zone Chairs Recorded	Number of Region Chairs Recorded	District Officers Vacancies **
334 A		104	0	104	0%	0	1	-1	5047	0	5047	277	189	88	1.77%	5,100	49	15%	21	3	58%	26%	0%	4%	17	0	
334 B		70	0	70	0%	0	0	0	3325	0	3325	109	98	11	0.33%	3,470	48	11%	0	0	71%	39%	0%	6%	12	0	
334 C		69	0	69	0%	0	0	0	2741	0	2741	95	105	-10	-0.36%	2,810	40	22%	0	0	68%	41%	0%	0%	14	0	
334 D		90	0	90	0%	0	0	0	4256	0	4256	156	124	32	0.76%	4,373	47	11%	0	0	49%	38%	2%	7%	18	0	
334 E		46	0	46	0%	0	0	0	2119	0	2119	93	50	43	2.07%	2,104	46	11%	0	0	87%	28%	0%	7%	9	4	
		379	0	379	0%	0	1	-1	17488	0	17488	730	566	164	0.95%	17,857	46	14%	21	3	64%	34%	1%	4%	70	4	



District Health Assessment for Multiple District 335 through December 2024

District Name	Status/ Number of Months in Status *	Clubs							Membership							Member Strength		Cancellation		Reports			Finance		Leadership		
		Active Clubs	Clubs in Status Quo	Total Clubs	% Status Quo Clubs in Financial Suspension	New Clubs	Cancelled Clubs	YTD Net Club Gain/Loss	Current Members In Active Clubs	Current Members In Status Quo Clubs	Current Total Members Count	YTD Add	YTD Drop	YTD NetGrowth (includes Active and Status Quo)	YTD NetGrowth% (includes Active and Status Quo)	Member Count 12 Months Ago	Average Member Count Per Club	% of Clubs with less than 20 members	Average Cancelled Club Age	Members Lost Due to Cancelled Clubs	% of Clubs Reporting Service	% No MMR in 3 Months	% No Officer Report in 12 months	% of Clubs with balance 90+ days	Number of Zone Chairs Recorded	Number of Region Chairs Recorded	District Officers Vacancies **
335 A		61	0	61	0%	0	0	0	1553	0	1553	60	70	-10	-0.64%	1,583	25	34%	0	0	43%	43%	2%	0%	11	4	
335 B		142	0	142	0%	1	1	0	5886	0	5886	297	287	10	0.17%	6,071	41	11%	50	11	67%	29%	1%	1%	19	10	
335 C		99	0	99	0%	0	0	0	3460	0	3460	181	143	38	1.11%	3,565	35	23%	0	0	69%	38%	0%	8%	20	0	
335 D		53	0	53	0%	0	0	0	1481	0	1481	51	37	14	0.95%	1,553	28	38%	0	0	32%	58%	6%	4%	9	0	
		355	0	355	0%	1	1	0	12380	0	12380	589	537	52	0.42%	12,772	35	23%	50	11	58%	38%	2%	3%	59	14	



District Health Assessment for Multiple District 336 through December 2024

District Name	Status/ Number of Months in Status *	Clubs							Membership							Member Strength		Cancellation		Reports			Finance		Leadership		
		Active Clubs	Clubs in Status Quo	Total Clubs	% Status Quo Clubs in Financial Suspension	New Clubs	Cancelled Clubs	YTD Net Club Gain/Loss	Current Members In Active Clubs	Current Members In Status Quo Clubs	Current Total Members Count	YTD Add	YTD Drop	YTD NetGrowth (includes Active and Status Quo)	YTD NetGrowth% (includes Active and Status Quo)	Member Count 12 Months Ago	Average Member Count Per Club	% of Clubs with less than 20 members	Average Cancelled Club Age	Members Lost Due to Cancelled Clubs	% of Clubs Reporting Service	% No MMR in 3 Months	% No Officer Report in 12 months	% of Clubs with balance 90+ days	Number of Zone Chairs Recorded	Number of Region Chairs Recorded	District Officers Vacancies **
336 A		133	0	133	0%	0	1	-1	4954	0	4954	219	215	4	0.08%	5,032	37	14%	45	13	56%	39%	0%	6%	26	9	
336 B		78	0	78	0%	0	3	-3	2343	0	2343	92	125	-33	-1.39%	2,377	30	27%	43	42	64%	50%	1%	5%	15	0	
336 C		75	0	75	0%	0	1	-1	2762	0	2762	109	74	35	1.28%	2,780	37	15%	46	15	68%	51%	4%	0%	11	4	
336 D		83	0	83	0%	1	0	1	2631	0	2631	172	85	87	3.42%	2,599	32	24%	0	0	46%	58%	5%	1%	16	7	
		369	0	369	0%	1	5	-4	12690	0	12690	592	499	93	0.74%	12,788	34	19%	44	70	58%	48%	2%	4%	68	20	



District Health Assessment for Multiple District 337 through December 2024

District Name	Status/ Number of Months in Status *	Clubs						Membership								Member Strength		Cancellation		Reports			Finance	Leadership			
		Active Clubs	Clubs in Status Quo	Total Clubs	% Status Quo Clubs in Financial Suspension	New Clubs	Cancelled Clubs	YTD Net Club Gain/Loss	Current Members In Active Clubs	Current Members In Status Quo Clubs	Current Total Members Count	YTD Add	YTD Drop	YTD NetGrowth (includes Active and Status Quo)	YTD NetGrowth% (includes Active and Status Quo)	Member Count 12 Months Ago	Average Member Count Per Club	% of Clubs with less than 20 members	Average Cancelled Club Age	Members Lost Due to Cancelled Clubs	% of Clubs Reporting Service	% No MMR in 3 Months	% No Officer Report in 12 months	% of Clubs with balance 90+ days	Number of Zone Chairs Recorded	Number of Region Chairs Recorded	District Officers Vacancies **
337 A		113	0	113	0%	2	0	2	4337	0	4337	238	166	72	1.69%	4,469	38	13%	0	0	51%	34%	1%	2%	22	6	
337 B		58	0	58	0%	0	0	0	2118	0	2118	72	60	12	0.57%	2,126	37	12%	0	0	79%	43%	0%	7%	11	2	
337 C		71	0	71	0%	0	0	0	2861	0	2861	132	106	26	0.92%	2,954	40	15%	0	0	37%	39%	7%	11%	11	0	
337 D		67	0	67	0%	0	2	-2	2048	0	2048	94	100	-6	-0.29%	2,081	31	22%	60	16	52%	40%	1%	12%	11	1	
337 E		52	0	52	0%	0	0	0	1693	0	1693	63	75	-12	-0.70%	1,680	33	27%	0	0	100%	31%	0%	0%	11	0	
		361	0	361	0%	2	2	0	13057	0	13057	599	507	92	0.71%	13,310	36	17%	60	16	60%	37%	2%	6%	66	9	

* - District Status: P - Provisional, T - Transitional.
** - District Officers Vacancies: DG - District Governor, 1st VDG - First Vice District Governor, 2nd VDG - Second Vice District Governor.